

Mitcorp INDUSTRIAL VIDEOSCOPE

■ CLEARNESS ■ SHARPNESS ■ BRIGHTNESS



X2000 HD VIDEOSCOPE

Best Image Viewing Experience

- The X2000 features a 7" LCD touchscreen that delivers not only crisp and clear images but also features a manual exposure which works very similar to that of a smartphone. This makes it not only very helpful but also very convenient to use.



Wide view angle 7" IPS TFT-LCD



Manual exposure by fingertip

Advanced File Management

- Never get lost again in the countless numbers of images and videos you take. The X2000 HD offers a file management system which allows you sort your footage into folders, to tag them and to add notes or annotations. This makes keeping track of all your inspections easy and convenient.



Custom build file folder by 'SESSION'



Custom photo overlay text by 'TAG'

Versatile Output Connectivity

- HDMI port to TV/monitor for HD quality image viewing
- USB type C port to PC as Web-Cam or SD card reader
- Wi-Fi connect to mobile devices to view and share pictures



Excellent User Interface

- A vast range of different functions ensure the best user experience, catering all your individual needs for your next inspection.



Front /side Dual view at once (with mirror)




Supports image sharpness fine tuning



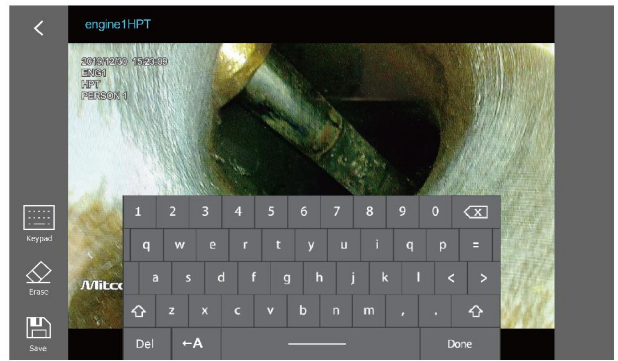
Rotate the live view clockwise to get the best visual angle



3 stage temperature warning & auto shut down function



Patented particle free effect (with mirror)



Editable image annotation

Use Case: Combustion Chamber & Turbine inspection in the aviation industry



● Super resolution image ●



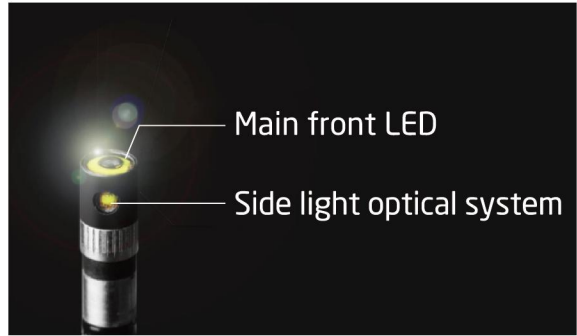
The X2000 HD videoscope is a perfect companion for this challenging task. In this case the X2000 system was used in combination with one of our articulation probes. Not only does this combination provide high quality videos but also outstanding image quality of 1600*1600 pixels.

The small diameter of 3.9mm and the 120° field of view as well as the 140° bending angle allow the technician to move the probe freely within the area to be inspected.

New HD Probes




Smooth mechanic articulation control system
Move & lock joystick



- 100°C resistance camera tip (6.0mm tube)
- Ultra-luminance front LED
- Patented side-luminance optical system



High rigidity tube (35cm)



Shorter distal end & bending radius



Scratch resistance tungsten braids

HD Image Quality

Stunning video quality and crisp images, all without compromising probe size or maneuverability. Our new 3.9mm inspection probes are the combination of a small, flexible design and flawless image quality. The comprehensive features of our X2000 System in combination with our new HD probes will definitely elevate your inspections.




3.9mm



6.0mm

FOV: Wider Than Ever Before

- The enhanced field of view (FOV) of our new 3.9mm HD lenses allows you to see in a wider angle than ever before. Especially in combination with the shorter probe tip and the large articulation angle of our probes, it allows for a comprehensive inspection during which no flaw will remain undetected.



2560*1440 output by 6.0mm HD probe
(30mm distance)



1600*1600 output by 3.9mm HD probe
(30mm distance)

DOF (Depth of Field)

- The depth of field (DOF) needed for an inspection, can vary depending on the application field for your videoscope. Airplane turbines for example need a different focal length than the engine block of an automotive. Mitcorp offers a variety of different focal lengths to fit your needs.



2560*1440 output by 6.0mm HD probe
(10mm distance)



1600*1600 output by 3.9mm HD probe
(5mm distance)

X2000 System Technical Specifications

X2000



*High temperature during charging/operation may cause degradation of battery performance and life.

Display	7" LCD, Resolution 1024x600			
Power Supply	AC adapter	100V~240V, 12V 2.5A. 50-60Hz		
	BATTERY	Rechargeable Li Battery 3.6V 9800 mAh, approximately operation time: 5hrs, charging time: 4hrs		
Video Output	HDMI	TYPE D; HDMI 1.4 transmitter with 3D format and CEC support		
	USB	USB TYPE C, supporting USB full-speed and high-speed data transmission		
	Wi-Fi	IEEE802.11B/G		
Operating temperature(*)	In air 0~40°C, with AC power adapter: 0~40°C, charging temp: 0~35°C			
Storage temperature	-10°C~70°C			
Drop resistance	1m			
Relative humidity	Max 95% non-condensing			
Dust and waterproof	IP 57			
Insert Tubes interchangeability	6.0mm HD series; 3.9mm series			
Software features		Recording management		
Image features	Digital zoom 3X, 10 steps brightness control	Storage media	SDHC up to 32G	
Image effect	Clarity-on/off	Overlay	YY/MM/DD h:m, battery capacity	
Annotation	10 text annotation (24 characters)	Thumbnail image display	9 grids album mode	
Timestamp / watermark	For snapshot / video recording (on / off)	Still image	Resolution	2560x1440 (S-HD); 1280x720 (HD)
Image management	User define pic / video folder available		Recording format	.jpg
Image display functions	Light boost, light off, mirror, grid, compare, wireless, particle free, dual view, light direction, negative, auto white balance	Video	Resolution	1920x1080
			Recording format	.mov / H.264
		Audio input	Built-in microphone (on/off)	
White balance	Manual adjustable (default, calibration, custom)	Frame Rate	30FPS	
Accessories				
HDMI cable (AV-out)	1.8m. TYPE D, HDMI 1.4a			
USB cable (data transfer)	1m. TYPE C to standard TYPE A			
USB charging cable	1m, USB-DC jack (for power bank) It is recommended to use a 5V~12V, 2A mobile power bank. An output under 2A will not charge the battery and only provide operation power supply			
SD card	16G			
DC power adapter	100V~240V, 12V 2.5A 50~60 Hz			
Shoulder strap	Polyester			
Hand strap	Polyester			
Sun visor	Steel / Plastic			
Insulation cap	Ø20mm, 90mm rubber			
Rigid sleeve	for 6.0mm probe:		for 3.9mm probe:	
	OD: 8mm / ID: 7mm Protection ring: OD: 10mm / extension joint ring: OD:11.2mm		OD: 6mm / ID: 5mm Protection ring: OD: 8mm / extension joint ring: OD:10mm	
	Grip material: Rubber / Aluminum / Plastic; Tube material: Stainless steel			
Trolley case	HDPE EVA with storage reel			

MIL-STD compliance

Item	Standard (Method)
Vibration Test (Packaged)	MIL-STD-810G-CHG-1 Method 514.7 Procedures I
Transit Drop Test (Packaged)	MIL-STD-810G-CHG-1 Method 516.7 Procedures IV
Salt Fog Test	MIL-STD-810G-CHG-1 Method 509.6
Humidity Test	MIL-STD-810G-CHG-1 Method 507.6 Procedures II
Explosive Atmosphere	MIL-STD-810G-CHG-1 Method 511.6 Procedures I

360° Articulation Probe



Options	60HD	60HDLF	39TU	39TUSI	39HD	
Product	<p>Front view Dual light sources</p> <p>w/side view mirror w/dual view mirror</p>		<p>Front view Dual light sources</p> <p>w/side view mirror w/dual view mirror</p>		<p>Side View (Short focus)</p>	<p>Front view</p>
Probe head diameter	6.0mm	6.0mm	3.9mm	3.9mm	3.9mm	
Probe head length	19.3mm	19.3mm	13mm	13.9 mm	13mm	
Direction of View	Front view			Side view	Front view	
Illumination	Front / Side LEDs			Side LEDs	Front LEDs	
Field of View (FOV)	90°			87°	120°	
Depth of Field (DOF)	10mm~100mm	25mm ~∞	10mm~60mm	2mm~30mm	5mm - 100mm	
Still image resolution (.jpg)	2560x1440 (S-HD) 1280x720 (HD)		800x800 400x400	800x800 400x400	1600x1600	
Video resolution (.mov)	1920*1080		400x400		800x800	
Articulation angle	2m, 3m full ways ≥120°		Full ways ≥ 150°		Full ways ≥140°	
Probe length	2m / 3m		1.5m / 3m			
Operating temperature	In air: -10 - 100°C, In water: 10 - 30°C		In air: -10 - 60°C, In water: 10 - 30°C			
Probe head material	Stainless steel					
Probe material	Tungsten braid					
Joystick console dimensions	(W x D x H) 139.4x193x84.2mm (w/o SR and insert tubes)					
Joystick buttons	Brightness +, Brightness -, snapshot / record					
Lock and move	Joystick / Unlock switch on console					
Dust and water proof	Joystick console: IP 54; Insert Tube: under water 1m for 30 minutes					
Relative humidity	Max 95% non-condensing					
Liquid resistance	Operable when exposed to machine oil, light oil or 5% saline solution					
Storage temperature	10°C - 70°C					

• The maximum articulation angle may degrade over time

Trolley Case & Accessories

Ruggedized Storage



Built-in storage reel for tube




IP67 trolley case with extendable handle

Accessories



* also includes: cleaning set, SD card, user manual



website: www.mitcorp.com.tw
✉ e-mail: sal@mitcorp.com.tw

2F., No.75, Wenhua 1st Rd., Guishan, Taoyuan 333, Taiwan
T+886-3-328-7177 F+886-3-328-7176

© 2020 Medical Intubation Technology Corporation (Mitcorp).
All rights reserved. Design and specifications are subject to change without prior notice.
Actual product and accessories may differ from illustrations. Errors and omissions excepted.
Reproduction in any manner without written permission of Mitcorp is strictly forbidden.



Mitcorp



Mitcorpglobal



Mitcorpglobal

